

## RESULT ANALYSIS

**B.E.(2012 COURSE)EXAMINATION,MAY 2017 (CIVIL)**

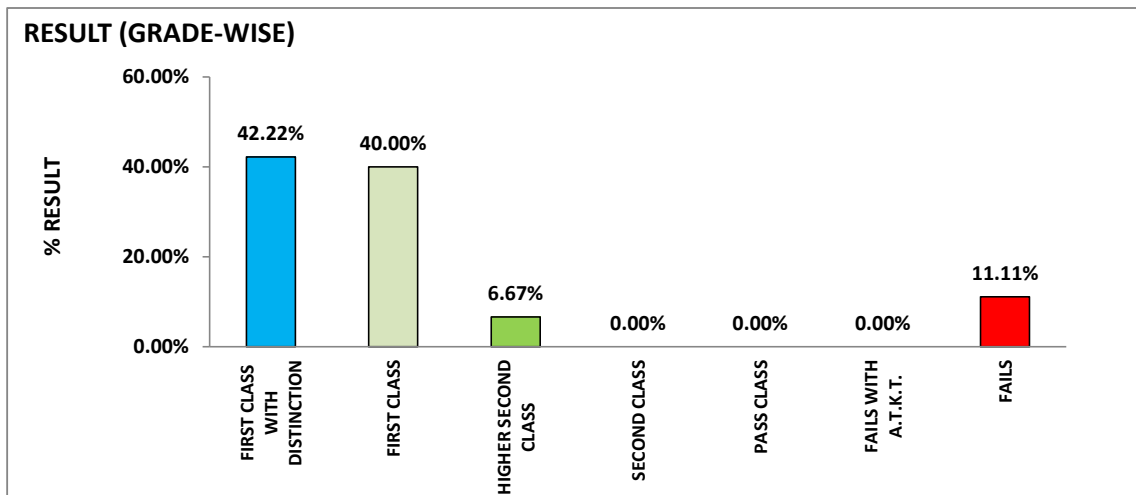
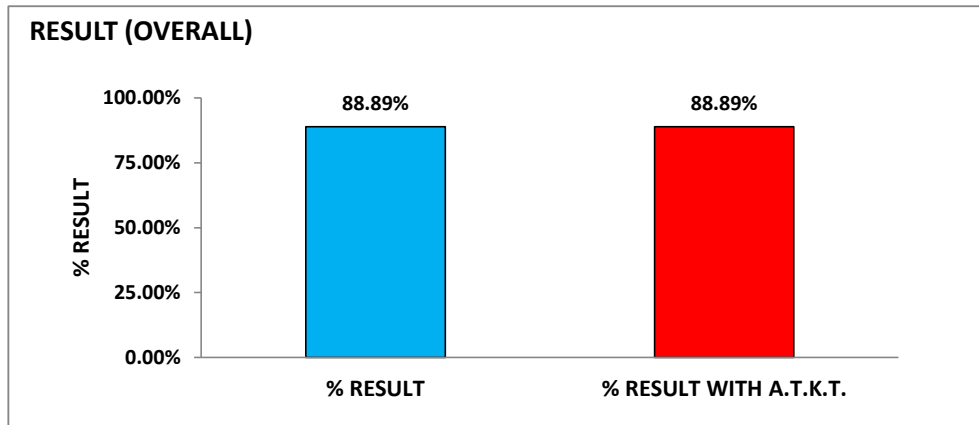
FIRST CLASS WITH DISTINCTION	:-	19
FIRST CLASS	:-	18
HIGHER SECOND CLASS	:-	3
SECOND CLASS	:-	0
PASS CLASS	:-	0
FAILS WITH A.T.K.T.	:-	0
FAILS	:-	5

TOTAL STUDENTS:-	45
TOTAL PASS STUDTNTS:-	40
TOTAL FAIL STUDENTS:-	5

% RESULT :-	88.89%
% RESULT WITH A.T.K.T. :-	88.89%

### FIRST FIVE RANK HOLDERS

S.N.	NAME OF STUDENT	MARKS	OUT OF	% RESULT	REMARK
1	NIMASE GAURAV LAXMAN	1139	1500	75.93	FIRST CLASS WITH DISTINCTION
2	PHANASE DHIRAJ BAJIRAO	1130	1500	75.33	FIRST CLASS WITH DISTINCTION
3	TALHAN SHASHWATI GANESH	1115	1500	74.33	FIRST CLASS WITH DISTINCTION
4	MAHADIK PRANIT DINESH	1113	1500	74.20	FIRST CLASS WITH DISTINCTION
5	SALUNKE KALPANA DILIP	1084	1500	72.27	FIRST CLASS WITH DISTINCTION



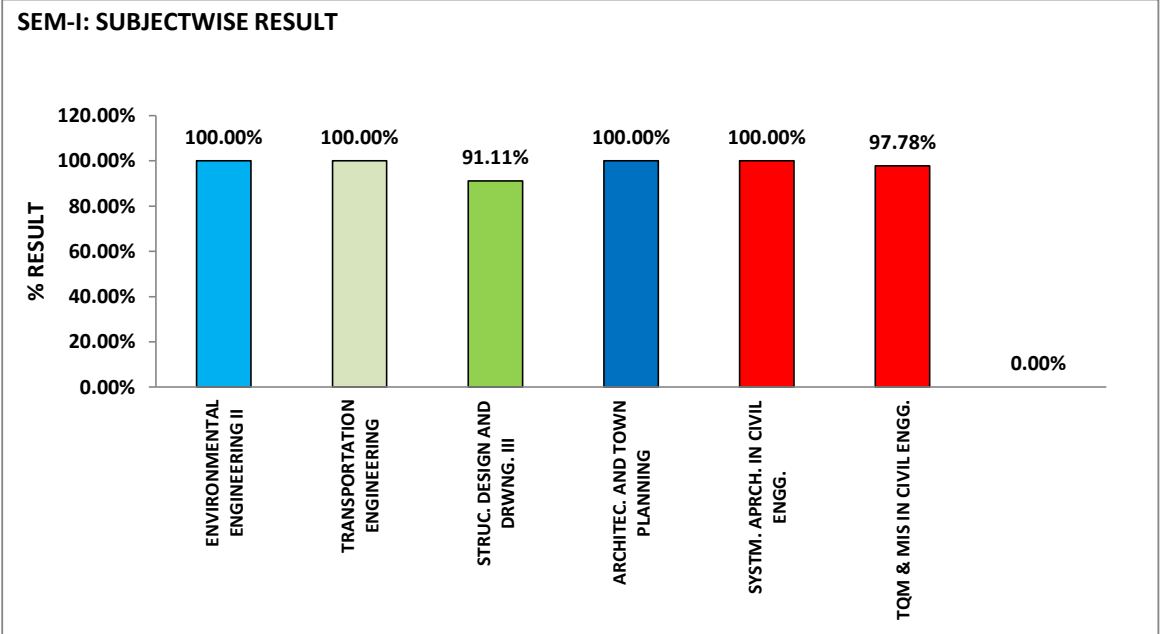
## RESULT ANALYSIS

**B.E.(2012 COURSE)EXAMINATION,MAY 2017 (CIVIL)**

**SEMESTER - I**

<b>B.E.(2012 COURSE)EXAMINATION,MAY 2017 (CIVIL)</b>	<b>SEMESTER - I</b>
--	---------------------

S.N.	SUBJECT NAME	HEAD	TOTAL	PRESENT	ABSENT	PASS	FAIL	MAX MARKS	AVG. MARKS	% RESULT
1	ENVIRONMENTAL ENGINEERING II	PP	45	45	0	45	0	68	51.91	100.00%
2	ENVIRONMENTAL ENGINEERING II	OR	45	45	0	45	0	43	39.04	100.00%
3	TRANSPORTATION ENGINEERING	PP	45	45	0	45	0	61	50.78	100.00%
4	TRANSPORTATION ENGINEERING	TW	45	45	0	45	0	42	36.91	100.00%
5	STRUC. DESIGN AND DRWNG. III	PP	45	45	0	41	4	72	48.27	91.11%
6	STRUC. DESIGN AND DRWNG. III	OR	45	45	0	45	0	44	34.44	100.00%
7	ARCHITEC. AND TOWN PLANNING	PP	44	44	0	44	0	78	63.05	100.00%
8	SYSTEM. APRCH. IN CIVIL ENGG.	PP	1	1	0	1	0	67	67.00	100.00%
9	ARCHITEC. AND TOWN PLANNING	TW	44	44	0	44	0	44	38.93	100.00%
10	SYSTEM. APRCH. IN CIVIL ENGG.	TW	1	1	0	1	0	43	43.00	100.00%
11	TQM & MIS IN CIVIL ENGG.	PP	45	45	0	44	1	72	53.89	97.78%
12	PROJECT	TW	45	45	0	45	0	45	39.36	100.00%



## RESULT ANALYSIS

B.E.(2012 COURSE)EXAMINATION,MAY 2017 (CIVIL)

SEMESTER - II

<b>B.E.(2012 COURSE)EXAMINATION,MAY 2017 (CIVIL)</b>	<b>SEMESTER - II</b>
--	----------------------

S.N.	SUBJECT NAME	HEAD	TOTAL	PRESENT	ABSENT	PASS	FAIL	MAX MARKS	AVG. MARKS	% RESULT
1	PROJECT	TW	45	45	0	45	0	45	42.60	100.00%
2	PROJECT	OR	45	45	0	45	0	90	85.98	100.00%
3	DAMS AND HYDRAULIC STRUCTURE	PP	45	45	0	44	1	75	54.78	97.78%
4	DAMS AND HYDRAULIC STRUCTURE	OR	45	45	0	45	0	43	37.69	100.00%
5	QTY SURVEYINGCO. & TENDERS	PP	45	45	0	44	1	75	59.58	97.78%
6	QTY SURVEYINGCO. & TENDERS	OR	45	45	0	45	0	43	33.16	100.00%
7	AIR POLLUTION AND CONTROL	PP	45	45	0	45	0	90	69.04	100.00%
8	AIR POLLUTION AND CONTROL	TW	45	45	0	45	0	45	36.04	100.00%
9	CONSTRUCTION MANAGEMENT	PP	45	45	0	45	0	81	62.53	100.00%
10	CONSTRUCTION MANAGEMENT	TW	45	45	0	45	0	45	40.62	100.00%

